

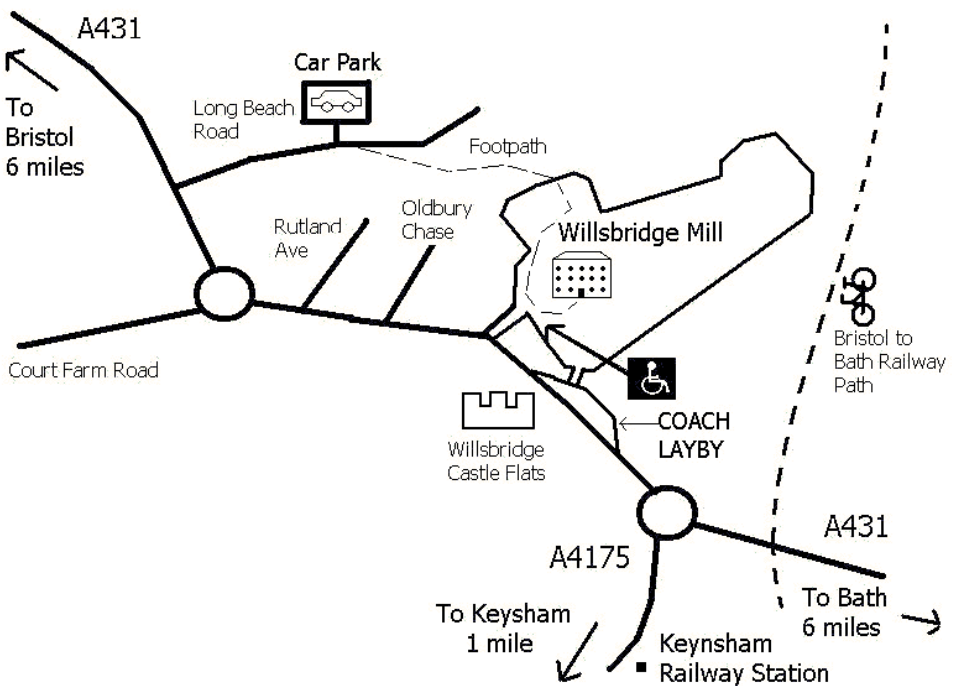


Willsbridge Valley
Central grid ref: ST 664 707

Willsbridge Mill is 6 miles from both Bristol and Bath on the A431.

	<p>FROM BRISTOL Take the A431 from Bristol to Longwell Green (about 6 miles). There is limited parking by the Mill itself, therefore we ask visitors to use the visitor car park. The Visitor car park is signposted from the A431 and is located on Long Beach Road (as shown on the map below). Access to the Mill is along a footpath. Disabled visitors may park beside the Mill.</p>
---	---

FROM BATH
 Take the A431 out of Bath towards Bristol for approx. 6 miles. Pass through Bitton village and continue along the A431, over a roundabout and up Willsbridge Hill. Visitor parking is signposted just after a second roundabout and is located on Long Beach Road, due to there being limited parking by the buildings. Access to the buildings and the reserve along a footpath. Disabled visitors may park in the disabled spaces by the buildings.

 <p>Please follow disabled visitor signs from the A431 on Willsbridge Hill. Parking is available adjacent to the derelict building, alongside the wildlife garden</p>	
<p>Avon Wildlife Trust Willsbridge Mill Willsbridge Hill Bristol BS30 6EX Tel. 0117 9326885 www.avonwildlifetrust.org.uk</p>	